












SOLARA

Inspiring Great Spaces®

Armstrong
CEILING SOLUTIONS

EDGE DETAIL	BOARD												
													
THICKNESS (mm)	13												
MODULES (mm)	600 x 6003987M 1200 x 6003988M												
SUSPENSION SYSTEMS	Prelude 24 XL ² / TLX Prelude 24 Sixty ² XL ² / TLX												
COLOURS	<div style="border: 1px solid black; width: 50px; height: 50px; margin: 0 auto;"></div> Global White												
SUSTAINABILITY	 48-65												
ACOUSTICS	 <small>EN ISO 10848-2 & EN ISO 717-1 EN ISO 140-3 & EN ISO 717-1 EN ISO 354 & EN ISO 11654</small>			Hz α_p									
	D_{nfw}	R_w	α_w	Class	NRC	125	250	500	1000	2000	4000		
Board	28 dB	-	0.65(H)	C	0.65	0.40	0.55	0.55	0.65	0.85	1.00		
FIRE REACTION	 EEA Euroclass A2-s1, d0 <small>EN 13501-1</small>												
OTHER PERFORMANCES & FEATURES	 82%		 95% RH				<div style="border: 1px solid black; padding: 5px; display: inline-block;">30YEAR system guarantee</div>						
	 $\lambda = 0.03 \text{ W/m K}$ <small>EN 12667 & ISO 8301</small>		 3.1 kg/m ²										