

SUSPENDED CEILING SYSTEMS, T24

The durable and nature-friendly CEWOOD Acoustic panels for indoor use are made from high-quality wood wool and cement. The fireproof material has great acoustic and thermal insulation capacities, and will fit in well for the widest range of interior solutions.

Benefits

The panels are suitable for use in premises with a wide range of temperature and air humidity and offer an aesthetic value – original surface texture and unlimited choice of colours. Due to the natural ingredients, the panels ensure the comfortable micro-climate, typical for the wood-made premises.

Ecology – the material is produced in a nature-friendly way

Health – provides a human-friendly, favourable environment

Aesthetics – a wide range of colours, textures and finishes

Acoustics – excellent sound insulating and absorbing properties

Durability – does not become deformed, does not lose its properties over time

Fire safety – high fire safety indicators (A2, B-s1, d0)

Heat-insulation – excellent insulation properties

Technical data

Wood wool	0,5; 1,0 and 1,5 mm
Panel thickness	15, 25, 35, 50 mm
Size	2400x600 mm, 1200x600 mm, 600x600 mm. Other sizes – upon request
Weight	7,0–19,5 kg/m ²
Thermal conductivity	$\lambda = 0,066 \text{ W/m}\cdot\text{K}$
Fire safety class	A2, B-s1, d0
Colours	natural, white, black, grey, or painted according to RAL colour chart.

Application

Acoustic panels are widely used in public and residential building interior design, it is eco-friendly and harmless for health. Owing to its natural composition and outstanding properties they are widely used in premises with increased acoustic load, where sound insulation and noise absorption are of essence:

- Offices, public spaces and private homes
- Schools, kindergartens, universities
- Sport facilities, swimming pools, spa
- Music halls, theaters, cinemas
- Recording studios, TV and radio stations
- Industrial premises, warehouses, parking lots etc.

SUSPENDED CEILING SYSTEMS, T24

Suspended ceiling system application samples

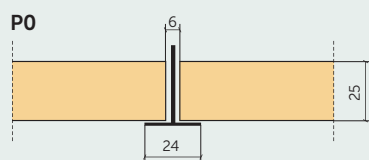


Private home kitchen

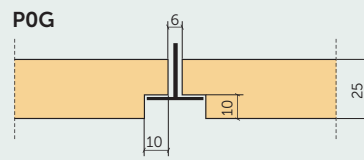


Office

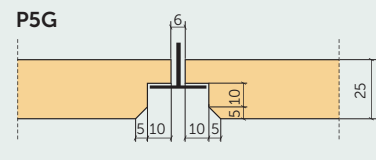
Profiles



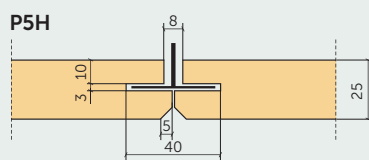
Standart T24 ceiling profile



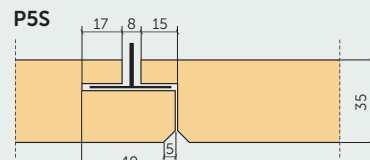
Immersed T24 ceiling profile



Immersed T24 ceiling profile with 5 mm chamfer



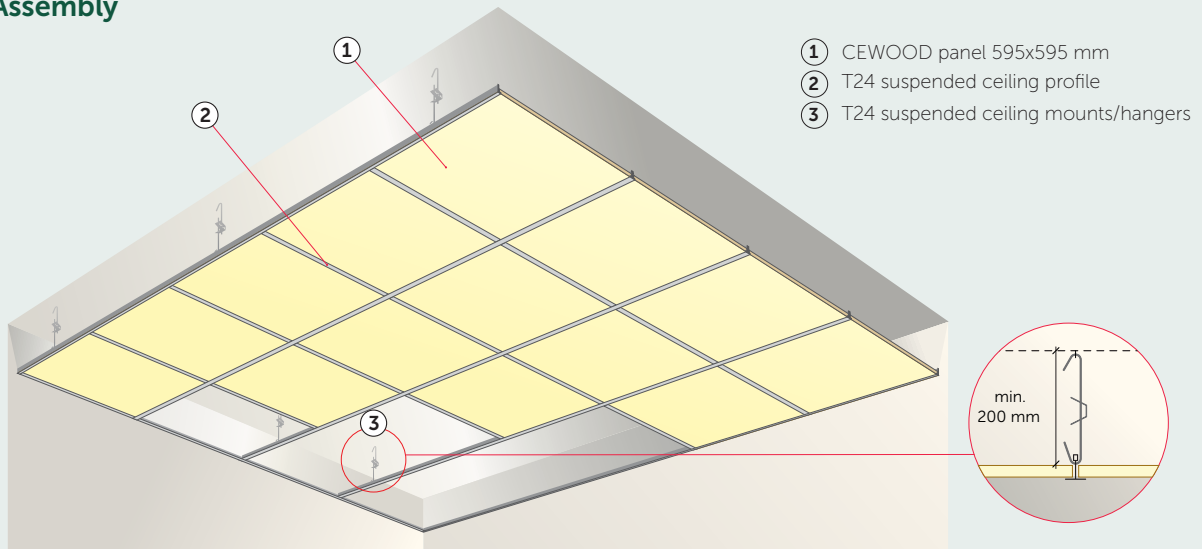
Hidden suspended ceiling profile with 5 mm chamfer



Suspended ceiling profile with overhang and 5 mm chamfer

SUSPENDED CEILING SYSTEMS, T24

Assembly



Important

The assembly includes setting up the supporting T24 framework and mounting the panels on to it.

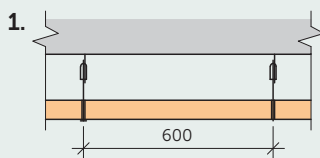
Hitching of the panels should be carried out according to the specifications of the producer of the ceiling system, and in compliance with the ceiling assembly standard EN 13964:2014.

The number and positions of the mounts depend on the panel's weight and the bearing capacity of the construction. For example, the density of CEWOOD 25 mm panels with a 1,0 mm wide wool is 10,5 kg/m².

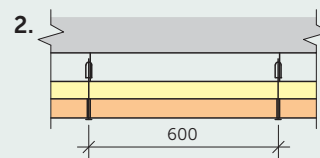
A special attention should be paid to choosing the right size of panels, according to the construction's dimensions. For a 600x600 mm construction the panel size is 595x595 mm, but for a 1200x600 mm construction the size of panel is 1195x595 mm.

If mineral wool is attached over CEWOOD panels, acoustic absorption level and thermal inertia is significantly increased. More detailed information concerning absorption levels and technical data is available on www.cewood.com in Downloads section.

Types of mounting



1. A suspended ceiling T24 system is attached to the ceiling, then the panels are mounted to it.



2. 2nd type is similar to the 1st, but a layer of mineral wool is inserted over the panels.

DECORATIVE CEILING

Decorative ceiling application samples

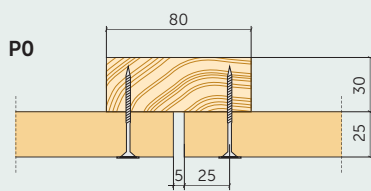


Office

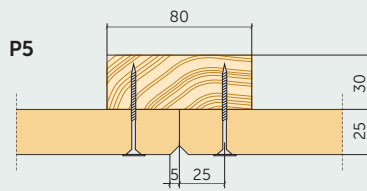


Museum

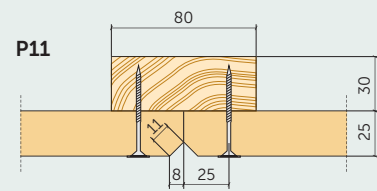
Profiles



Panel with square edges



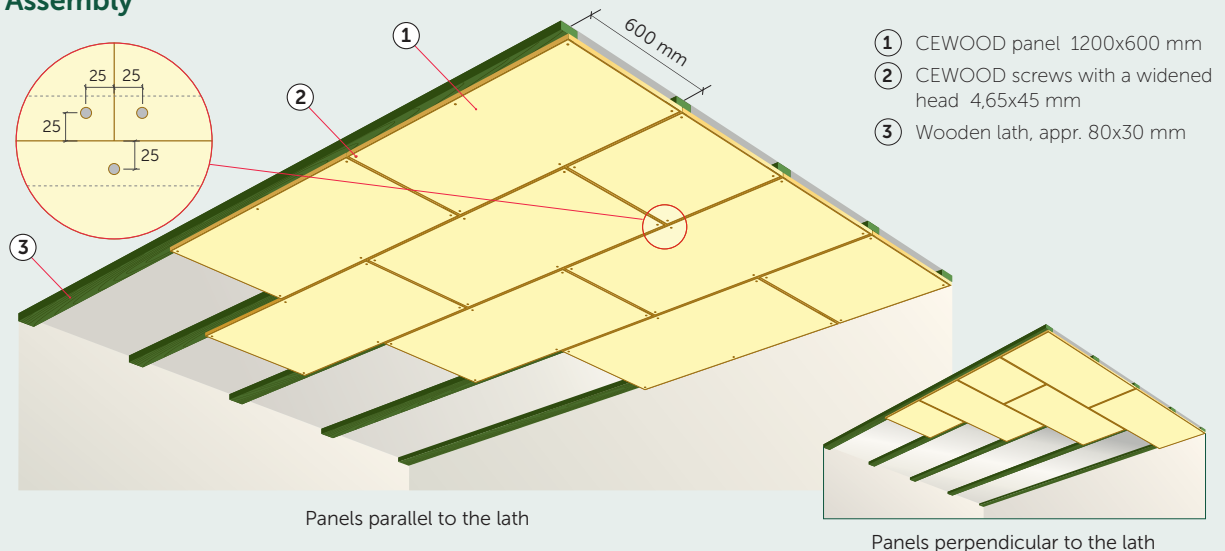
Panel with 5 mm chamfer



Panel with 11 mm chamfer

DECORATIVE CEILING

Assembly



Important

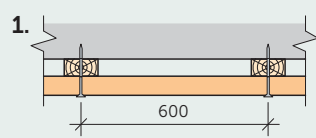
The panels can be fixed to wooden laths (80x30 mm) and metal (CD) profiles or other construction providing strength and load-bearing capacity.

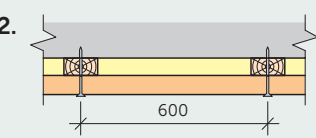
CEWOOD screws size 4,65x45 mm or appropriate screws with widened head (self-cutting screws for CD profiles, wood screws for wooden constructions).

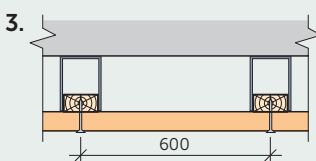
The construction steps are 600 mm, according to the panel width. The mounting should be carried out starting from the middle of room, gradually moving to the sides.

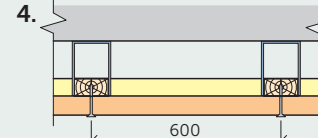
The screw mounting steps are >600 mm. In the corners the mounting should be 25 mm from the side of the panel.


Variants of assembly

- 

1. Wooden lath (appr. 80x30 mm) or metal (CD) profile is constructed on the ceiling or wall, to which the CEWOOD panels are assembled.
- 

2. 2nd variant is the same as 1st, but a layer of mineral wool is inserted between the laths above the panels.
- 

3. Wooden lath or metal (CD) profile is attached to the ceiling with the „quick“ suspension, then the CEWOOD panels are assembled.
- 

4. 4th variant is the same as 3rd, but a layer of mineral wool is inserted over the CEWOOD panels.
- 

5. The panels are assembled to the ceiling or walls. Assembling to concrete, stone or wood is done with appropriate screws with widened head.