

High
performance
acoustic
baffles

OPTIMA Baffles

BENEFITS

- Modern linear appearance
- Great acoustic performances
- Integrated spiral anchors factory fitted for easy alignment and installation
- Install individually or in groups
- High light reflectance for energy savings
- From Armstrong, the leader in ceiling design

Armstrong®



Why use **OPTIMA** baffles?

Armstrong OPTIMA Baffles are engineered acoustical products with an all-round scrim facing, finished with a new, factory applied, high white paint finish giving exceptional levels of **acoustic performance** and **light reflectance**.

Ideal for noisy environments where traditional acoustic ceilings are either not possible for structural design reasons, or cannot provide the high level of performance required, OPTIMA Baffles provide an **economic solution** with an **attractive linear visual** to enhance modern building interiors.

Available off-the-shelf in standard white or in bespoke colours and sizes to match individual project requirements, they are **ready to fit** and come complete with pre-screwed spiral anchors, making them the **easiest and quickest baffle solution** around.



Physical data

Item numbers

Item nr.	Dimensions (mm)	Pieces / carton	Weight
CS 5133 WH	400 x 1200 x 40	2pcs/ctn	2,3 kg/product
CS 5134 WH	400 x 1800 x 40	2pcs/ctn	3,5 kg/product

Other dimensions and shapes on request.

Colour* White (WH)

Edge Painted on edges

Kit content 1 Hanging wire kit required for 2 Baffles:

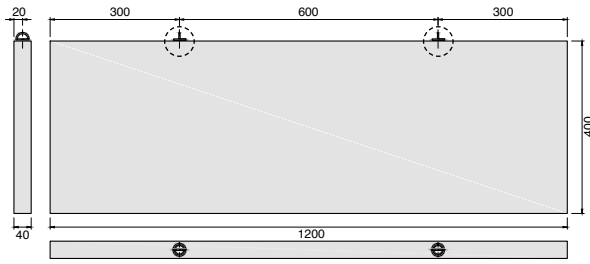
- CS 5135 - 4x hanging wires
- 4x cable adjustors
- 4x cable finishing hooks

Hanging kit to be ordered separately

*Other RAL colours available on special request.

Dimensions

Module 400 x 1200 x 40 mm



Module 400 x 1800 x 40 mm



Performances

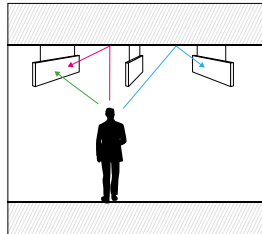


Armstrong OPTIMA Baffles can significantly reduce background noise levels and reverberation times within spaces and enhance speech intelligibility. They provide absorption on all surfaces of the product either as a 'planar' absorber (α_w), when installed as a linear array; or as a 'discrete' absorber (EAA) when installed as separate decorative elements.

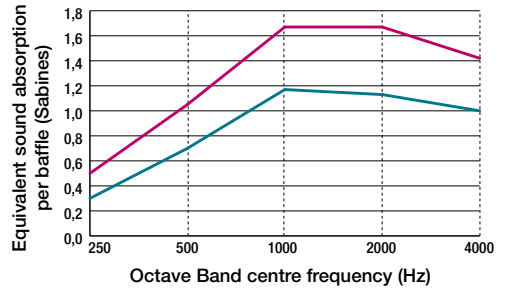
Acoustical Data - 1000 mm airspace

Dimensions	EEA - Sabines*
● OPTIMA Baffles - 400 x 1200 mm	1.00
● OPTIMA Baffles - 400 x 1800 mm	1.45

* Average of 500-4000Hz, laboratory measurements with units suspended at 1000 mm, in accordance with EN ISO 354:2003. Contact the Armstrong Technical Sales team for further acoustic and performance information.

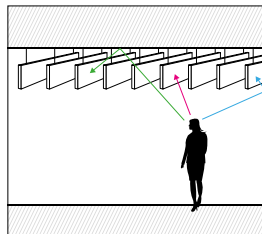


Discrete absorption

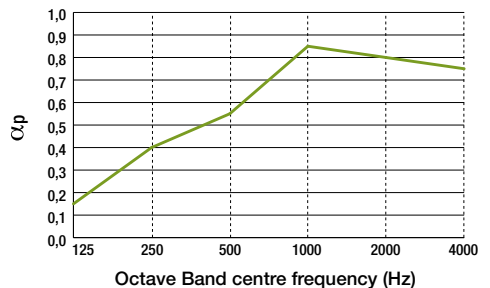


Acoustical Data - 1000 mm total depth (600 mm Void)

Dimension	α_w
● OPTIMA Baffles 400 mm (450 mm centres)	0.60(MH)




Planar absorption



EEA Euroclass B-s1, d0.



EN ISO 14021

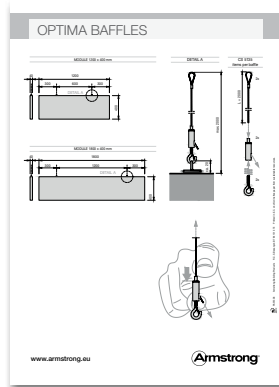


EN ISO 7724-2 & 3

Contributing to a light, bright interior with reduced energy demand.



Integrated spiral anchors are factory fitted for easy alignment and installation.



Installation guide

Installation

OPTIMA Baffles are delivered to site complete and require no additional preparation or assembly prior to installation.

They may be installed using standard grid suspension systems, or hung individually from the soffit using an aircraft cable suspension system.

Please refer to the Installation Guide for more detailed installation instructions.

Typical Applications

Typically used to provide high levels of acoustic absorption in schools, offices, leisure centres, transport hubs, etc.

Ideal for use in low energy buildings utilising high thermal mass construction techniques, naturally lit areas with skylights, locations where normal suspended grid fixing is not possible, and in lower profile applications requiring a more economical solution.



More discontinuous solutions by Armstrong



Download and open the barcode scanner application. Point your phone's camera at this code and scan.

Advisory note

All photographic and design elements supplied in this brochure do not necessarily reflect any recommendation by any of the companies named in this brochure as to the proper use or recommended methods of installation of suspended ceilings and are supplied only as informative material. For technical reasons in printing, differences may appear between colours printed in this brochure and the actual product. The choice of colours should always be made from a sample of the product. All statements and technical information contained in this brochure, or any publication of the companies named in this brochure, relating to Armstrong ceilings are based on results obtained under laboratory test conditions. **It is the responsibility of the user to verify with the seller of the products in writing that such statements and information are appropriate to the specific use intended.** Sales of the products and liability of the selling companies are in accordance with the terms and conditions of sale of the selling company. All product specifications are subject to modifications without prior notice.