
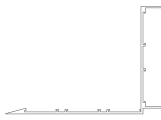
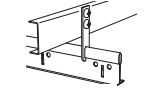
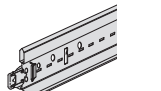
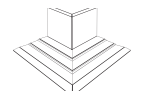
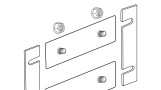
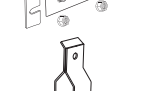
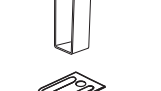
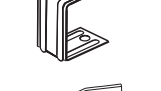
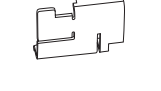
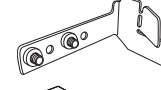

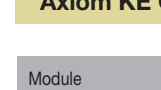


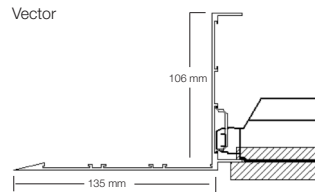
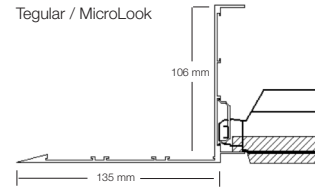
AXIOM KE CANOPY



Axiom KE Canopy is an aesthetic perimeter trim system designed to create “ceiling clouds” in conjunction with full size tiles. Made from standard ceiling panels and ready to assemble Axiom components, Axiom KE Canopy will define and individualise every space.

Axiom KE Canopy Components

Item Nr.	Description
	CS 57 42 06 G Axiom KE Profile
	C 3000 G Primary C channel
	A WDN 21 H T bar hanger
	Cut to size Main Runner 600mm XL ² Cross Tees
	CS 57 G Mitre corner piece
	A 361 G Mitre corner splice connector
	A 348 G Channel bracket
	CA 97 G Clamp for C channel
	A 347 G 24 mm XL ² connector clip
	A 346 G 15 mm XL ² connector clip
	A 339 H Axiom universal T bar connector clip for cut tees with screws
	A 338 G Axiom universal splice plate



	3.0m	2.4m	1.8m	1.2m
1.2m	10 tiles	8 tiles	6 tiles	4 tiles
1.8m	15 tiles	12 tiles	9 tiles	
2.4m	20 tiles	16 tiles		
3.0m	25 tiles			

Axiom KE Canopy Kits*

Module	Grid system 15 mm XL ² Item Nr.	Grid system 24 mm XL ² Item Nr.
1200 x 1200 mm	CS AK 22 G15	CS AK 22 G24
1800 x 1200 mm	CS AK 32 G15	CS AK 32 G24
1800 x 1800 mm	CS AK 33 G15	CS AK 33 G24
2400 x 1200 mm	CS AK 42 G15	CS AK 42 G24
2400 x 1800 mm	CS AK 43 G15	CS AK 43 G24
2400 x 2400 mm	CS AK 44 G15	CS AK 44 G24
3000 x 1200 mm	CS AK 52 G15	CS AK 52 G24
3000 x 1800 mm	CS AK 53 G15	CS AK 53 G24
3000 x 2400 mm	CS AK 54 G15	CS AK 54 G24
3000 x 3000 mm	CS AK 55 G15	CS AK 55 G24

*Ceiling tiles are NOT included in the kit.

All measurements in millimetres. All sizes are nominal.

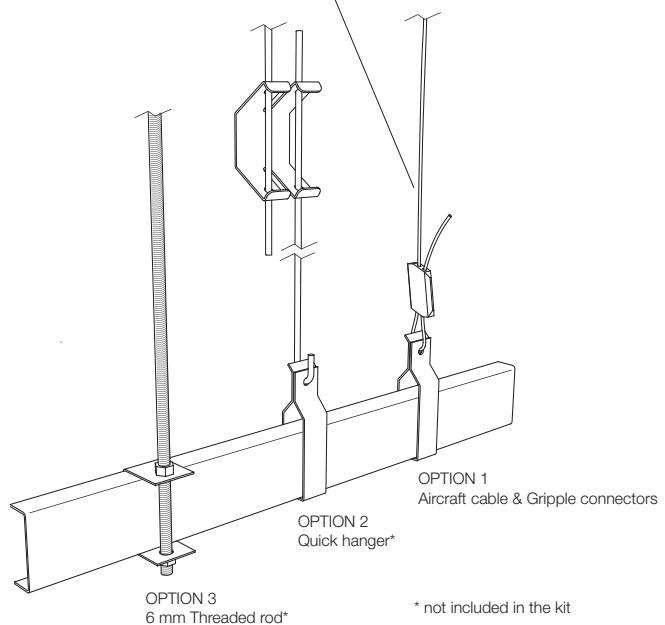
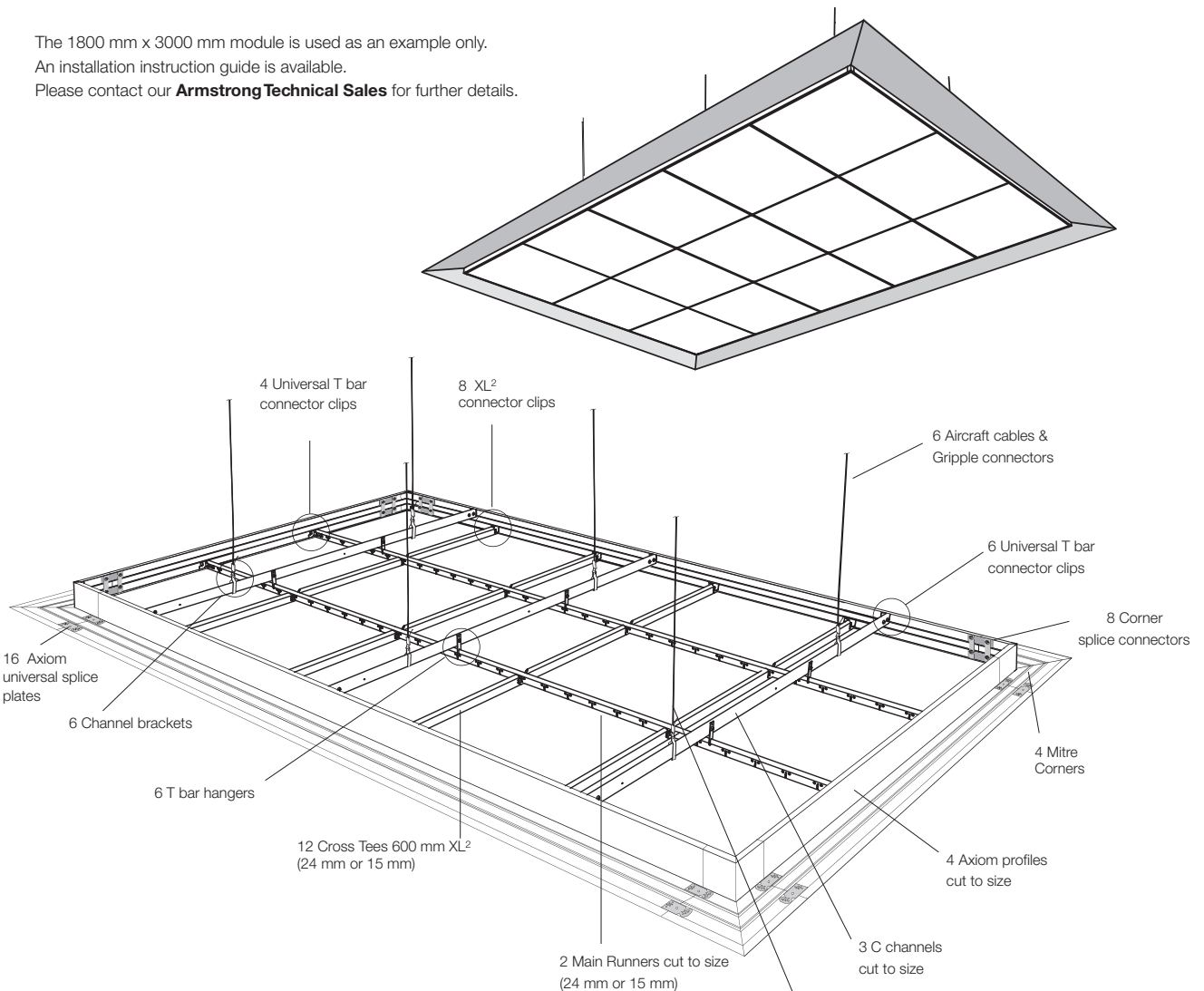
! RECOMMENDATIONS

Axiom KE Canopies should always be installed in accordance with all applicable building codes and regulations.

- Axiom KE Canopies should only be installed on a horizontal plane. They are not approved for exterior installations.
- Axiom KE Canopies should always be installed by a minimum of 2 people.
- Read the installation instructions included in the carton carefully before starting the installation.
- Make sure the installation is clean and safe.
- Any additional weights (such as luminaires...) must be independently suspended from the soffit.
- Aircraft cables are included as a standard in the kit but if you require more lateral restraint, we would recommend the use of 6 mm threaded rod or provide diagonal bracing.

System Drawing

The 1800 mm x 3000 mm module is used as an example only.
 An installation instruction guide is available.
 Please contact our **Armstrong Technical Sales** for further details.



CENTRAL EUROPE NORTH
(DK/EE/FIN/IS/LT/LV/N/PL/S)
 Armstrong Building Products B.V.
 Sp. z o.o. Oddział w Polsce
 Ul. Domaniewska 37
 02-672 Warszawa
 Poland
Tel. : (+48) 22 337 86 10 / 86 11
 Fax : (+48) 22 337 86 12
 e-mail : service-ce@armstrong.com

Latvia : www.armstrong.lv
Lithuania : www.armstrong.lt
Norway : www.armstrong.no
Poland : www.armstrong.pl
Sweden : www.armstrong.se