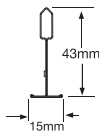
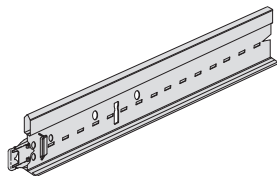


PRELUDE 15



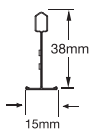
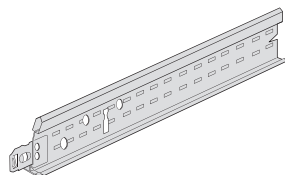
Exposed 15 mm grid system (nominal).

Universal Main Runners Prelude 15 Peakform and Superlock Clip (bulb-to-bulb connection)



Item Nr.	Dimensions		Content / Carton		Weight / Carton kg	Cartons / Pallet
	length (mm)	height (mm)	pcs	lm		
30 40 33 A ⁽¹⁾	3600	43	20	72,00	22,50	32
30 41 33 A ⁽¹⁾	3750	43	20	75,00	23,20	32
30 43 33 A	3375	43	20	67,50	22,50	32

Cross Tees Prelude 15 XL² (stab system, override)



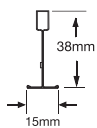
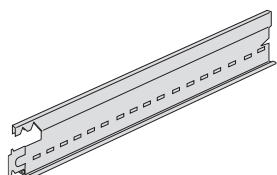
Cross Tees slotted

30 30 33 B ⁽¹⁾	1200	38	60	72,00	20,70	72
30 31 33 A	1250	38	60	75,00	21,50	72
30 32 33 ⁽²⁾	1000	38	60	60,00	17,20	72

Cross Tees unslotted

30 20 33 B ⁽¹⁾	600	38	60	36,00	10,30	144
30 21 33 A	625	38	60	37,50	10,70	144
30 22 33 ⁽²⁾	500	38	60	30,00	8,60	144

Cross Tees Prelude 15TL (hook system, butt cut)



Cross Tees slotted

10 34 33 B	1800	38	30	54,00	15,20	20
10 36 33 A	1500	38	30	45,00	14,00	20
10 33 33	1350	38	60	81,00	26,00	72
10 31 33 B ⁽¹⁾	1250	38	60	75,00	21,60	72
10 30 33 A ⁽¹⁾	1200	38	60	72,00	20,70	72

Cross Tees unslotted

10 23 33	675	38	60	40,50	13,00	144
10 21 33 B ⁽¹⁾	625	38	60	37,50	10,70	144
10 20 33 A ⁽¹⁾	600	38	60	36,00	10,30	144
10 25 33	312,50	38	120	37,50	12,50	144
10 24 33 A	300	38	120	36,00	11,50	144
10 12 32	150	38	60	9,00	2,84	144

Section Drawings

Universal Main Runners Prelude 15



Length	78,125	156,25	21 x 156,25	156,25	78,125
3750	50	100	33 x 100	100	50
3375	337,5	675	2 x 675	675	337,5

Cross Tee Prelude 15 XL²



Length	312,5	2 x 312,5	312,5
1250	300	2 x 300	300
1000	250	2 x 250	250

Cross Tee Prelude 15TL



Length	300	4 x 300	300
1800	300	3 x 300	300
1500	337,5	2 x 337,5	337,5
1350	312,5	2 x 312,5	312,5
1250	300	2 x 300	300

Cross Tee Prelude 15 XL²



625 / 600 / 500

Cross Tee Prelude 15TL



675 / 625 / 600 / 312,5 / 300 / 150


All products standard in Global White. Other standard colours available for item numbers with index (1) or (2). See details below.

(1) Colours available : Carrara (CA), Platinum (PN), Black (BK), RAL 9006 (SG), Brass (BS), Chrome (CE), White RAL 9010 (WR).

(2) Also available in RAL 9010 (WR).

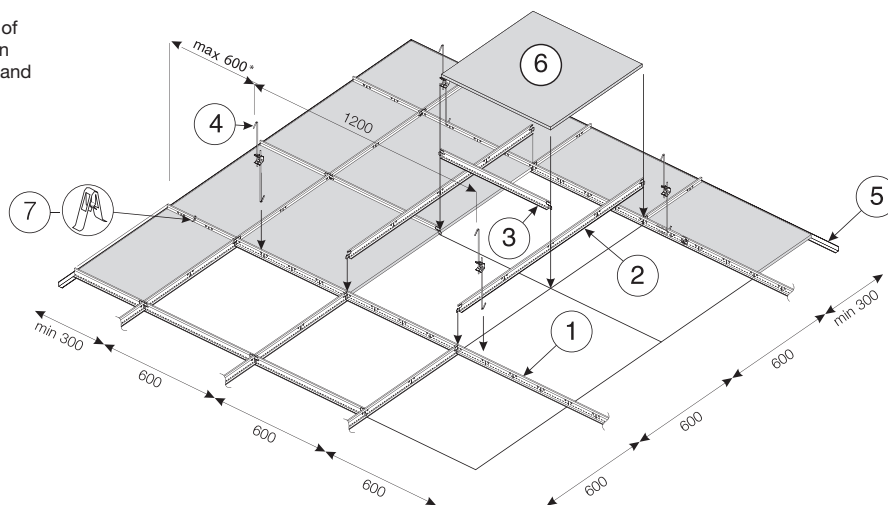
Cross tee alignment is achieved by locating the tees to the right-hand side of the adjoining section.

All measurements in millimetres. All sizes are nominal.



System Drawing (module 600 x 600 mm)

Standard lay-in installation of 15 mm exposed suspension system for MicroLook tiles and specific Board tiles.



*reduce to 450 if heavy tile / overlays are used or heavy service fittings are located near the perimeter.

Quantities required per 1m ² (no waste included)							
6 Tile	Main Runner centres	Hanger centres	1 Main Runner	2 Cross Tee 1200 mm	3 Cross Tee 600 mm	4 Hanger	7 Universal retaining clip
600 x 600 mm 2,78 pcs	1200 mm	1200 mm	0,84 lm	1,67 lm	0,84 lm	0,70 pcs	5,56 pcs
	600 mm	1200 mm	1,67 lm	-	1,67 lm	1,40 pcs	5,56 pcs
1200 x 600 mm 1,39 pcs	1200 mm	1200 mm	0,84 lm	1,67 lm	-	0,70 pcs	5,56 pcs
	600 mm	1200 mm	1,67 lm	-	0,84 lm	1,40 pcs	5,56 pcs

5 Perimeter trim approx. 0,70 lm/m²

The chart is for general guidance only.

Grid Load Capacities

Prelude 15 System

The following table gives the maximum permitted hanger distance (mm) along the Peakform Main Runner (30 40 33 A) for the tile weights and Main Runner spacings noted.

Tile weight	Hanger spacing			
	Main Runner spacing 1200 mm 1200 mm TL Cross Tee 10 30 33 A	Main Runner spacing 600 mm 600 mm TL Cross Tee 10 20 33 A	Main Runner spacing 1200 mm 1200 mm XL ² Cross Tee 30 30 33 B	Main Runner spacing 600 mm 600 mm XL ² Cross Tee 30 20 33 B
2,5 kg/m ²	1900	2100	1900	2100
3,0 kg/m ²	1800	2100	1800	2100
3,5 kg/m ²	1750	2100	1750	2100
4,0 kg/m ²	1650	2050	1650	2050
5,0 kg/m ²	1550	2000	1550	2000
5,5 kg/m ²	1550	1950	1550	1950
6,0 kg/m ²	1500	1900	1500	1900
7,0 kg/m ²	1400	1800	1400	1800
8,5 kg/m ²	1300	1700	1300	1700
10,5 kg/m ²	1150	1600	1150	1600
13,0 kg/m ²	1050	1500	1050	1500

- Values in the above table conform to Class 1 as defined in EN 13964:2004+A1:2006 table 6. For other classes /deflection limits please contact your **local Armstrong Technical Sales**.
- Values are determined from laboratory tests methods in accordance with EN 13964:2004+A1:2006 clause 5.
- Values are applicable for 600 x 600 mm tiles assuming that the maximum deflection of the grid is L/500 but not greater than 4 mm (L = span).
- No other applied loads such as luminaires, air diffusers, smoke detectors, sprinklers, hanging signs etc. are permitted.**
- No overlays such as mineral wool or fibre glass quilts, as may be required for enhanced acoustic, fire or thermal performance, are permitted unless their full weight is established and included, together with the weight of the tile, within the appropriate weight groups.
- For grid loading data calculated to different criteria than Class 1 to EN13964:2004+A1:2006, please contact your local **Armstrong Technical Sales team**.

**CENTRAL EUROPE NORTH
(DK/EE/FIN/IS/LT/LV/N/PL/S)**

Armstrong Building Products B.V.
Sp. z o.o. Oddział w Polsce
Ul. Domaniewska 37
02-672 Warszawa
Poland
Tel. : (+48) 22 337 86 10 / 86 11
Fax : (+48) 22 337 86 12
e-mail : service-ce@armstrong.com

Latvia : www.armstrong.lv
Lithuania : www.armstrong.lt
Norway : www.armstrong.no
Poland : www.armstrong.pl
Sweden : www.armstrong.se

