


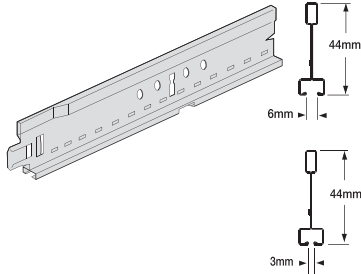
SILHOUETTE 15 XL²



Exposed 15 mm grid system (nominal).

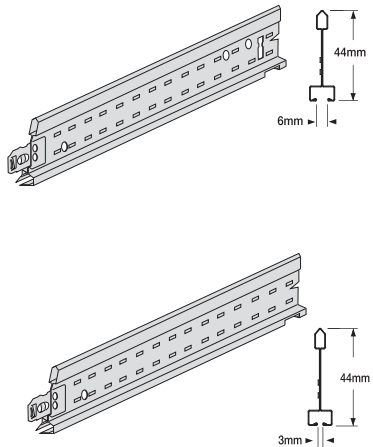
Silhouette 15 XL² is a suspension system designed to create a crisp, clean look in conjunction with MicroLook tiles to provide an enhanced aesthetic.

Main Runners Silhouette 15 (by-pass connection)



Item Nr.	Dimensions		Content / Carton		Weight / Carton	Cartons / Pallet
	length (mm)	height (mm)	pcs	lm		
with 6 mm reveal						
80 40 42 G ⁽¹⁾	3600	44	20	72,00	24,50	36
80 39 43 G ⁽¹⁾	3125	44	20	62,50	25,40	25
80 44 42 G ⁽¹⁾	2700	44	20	54,00	18,40	30
with 3 mm reveal						
81 40 42 WRG ⁽²⁾	3600	44	20	72,00	24,50	36

Peakform Cross Tees Silhouette 15 XL² (stab system)



with 6 mm reveal						
80 30 42 G ⁽¹⁾	1200	44	60	72,00	24,50	35
80 31 43 G ⁽¹⁾	1250	44	60	75,00	23,50	35
80 33 42 G ⁽¹⁾	1350	44	30	40,50	13,80	50
80 32 42 G ⁽¹⁾	1000	44	60	60,00	20,40	24
80 20 42 G ⁽¹⁾	600	44	60	36,00	12,70	70
80 21 43 G ⁽¹⁾	625	44	30	37,50	16,00	70
80 23 42 G ⁽¹⁾	675	44	60	40,50	14,30	70
80 22 42 G ⁽¹⁾	500	44	60	30,00	10,60	70
80 24 42 G ⁽¹⁾	300	44	120	36,00	34,00	70
with 3 mm reveal						
81 30 42 WRG ⁽²⁾	1200	44	60	72,00	24,50	35
81 20 42 WRG ⁽²⁾	600	44	60	36,00	12,70	70

Section Drawings

Main Runners Silhouette 15

Length	300	600	3 x 600	600	300
3600	300	600	3 x 600	600	300
3500	250	500	4 x 500	500	250
3125	312,5	625	2 x 625	625	312,5
2700	337,5	675	675	675	337,5

Cross Tee Silhouette 15 XL²

Length	1350	1250	1200	1000
1350	675			675
1250	625			625
1200	600			600
1000	500			500

Cross Tee Silhouette 15 XL²

Length	675 / 625 / 600 / 500 / 300
675 / 625 / 600 / 500 / 300	675 / 625 / 600 / 500 / 300

All products standard in Global White unless indicated by index (2). Other standard colours available for item numbers with index (1). See details below.

(1) Silhouette with 6 mm reveal is available in white, black (BK) or white with black reveal (BI).

(2) WR = White RAL 9010 (WR)

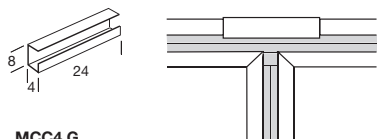
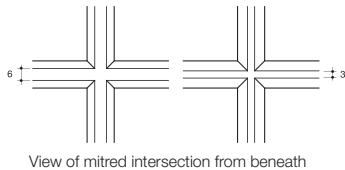
All measurements in millimetres. All sizes are nominal.



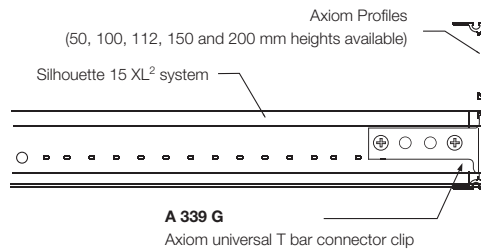
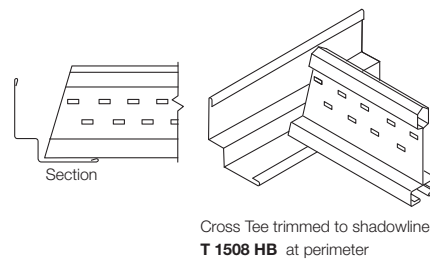
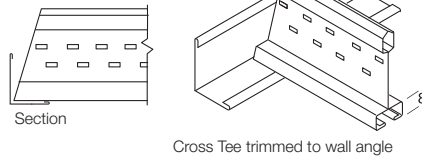
SILHOUETTE 15 XL²

Silhouette 15 XL²

- Pre-mitred intersections
- Choice of either 6 or 3 mm reveal dimension
- Silhouette 15 XL² with 3 mm reveal is supplied as standard in RAL 9010 white to compliment Armstrong metal tiles



Perimeter Solutions



Grid Load Capacity

Silhouette 15 XL² System

The following table gives the maximum permitted hanger distance (mm) along the Silhouette Main Runner (80 40 42 G) for the tile weights and Main Runner spacings noted.

Tile weight	Hanger spacing	
	Main Runner spacing 1200 mm 1200 mm XL ² Cross Tee 80 30 42 G	Main Runner spacing 600 mm 600 mm XL ² Cross Tee 80 20 42 G
2,5 kg/m ²	1800	2100
3,0 kg/m ²	1700	2100
3,5 kg/m ²	1650	2050
4,0 kg/m ²	1600	2000
5,0 kg/m ²	1500	1900
5,5 kg/m ²	1450	1850
6,0 kg/m ²	1400	1800
7,0 kg/m ²	1300	1700
8,5 kg/m ²	1200	1600
10,5 kg/m ²	1100	1550
13,0 kg/m ²	950	1350

- 1) Values in the above table conform to Class 1 as defined in EN 13964:2004+A1:2006 table 6. For other classes /deflection limits please contact your **local Armstrong Technical Sales**.
- 2) Values are determined from laboratory tests methods in accordance with EN 13964:2004+A1:2006 clause 5.
- 3) Values are applicable for 600 x 600 mm tiles assuming that the maximum deflection of the grid is L/500 but not greater than 4 mm (L = span).
- 4) **No other applied loads such as luminaires, air diffusers, smoke detectors, sprinklers, hanging signs etc. are permitted.**
- 5) No overlays such as mineral wool or fibre glass quilts, as may be required for enhanced acoustic, fire or thermal performance, are permitted unless their full weight is established and included, together with the weight of the tile, within the appropriate weight groups.
- 6) For grid loading data calculated to different criteria than Class 1 to EN13964:2004+A1:2006, please contact your local **Armstrong Technical Sales team**.

Availability of products may vary according to location.
Please contact our **Armstrong Technical Sales** for further details.

CENTRAL EUROPE NORTH (DK/EE/FIN/IS/LT/LV/N/PL/S)

Armstrong Building Products B.V.
Sp. z o.o. Oddział w Polsce
Ul. Domaniewska 37
02-672 Warszawa
Poland

Tel. : (+48) 22 337 86 10 / 86 11
Fax : (+48) 22 337 86 12
e-mail : service-ce@armstrong.com

Latvia : www.armstrong.lv
Lithuania : www.armstrong.lt
Norway : www.armstrong.no
Poland : www.armstrong.pl
Sweden : www.armstrong.se

