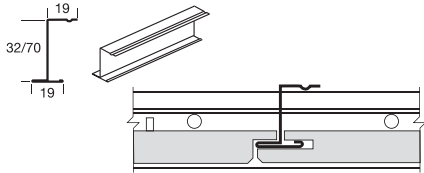


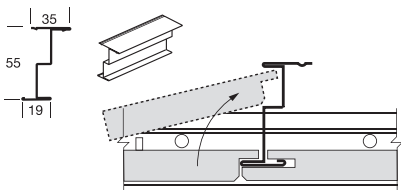
SYSTEM Z

Semi-concealed and concealed systems.
 Provides specialist solution for corridors giving a monolithic visual.
 Can also be used for room situations in conjunction with Prelude 24 and Bandraster grid.

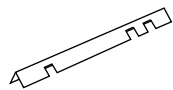
Semi-Concealed - Compatible with SL2 and K2C2



Item Nr.	Description	Dimensions length (mm)	Content / Carton		Weight / Carton
			pcs	lm	kg
CZ 41494 H	Deep Z 32 mm	1500	20	30,00	9,40
CZ 41794 H	Deep Z 32 mm	1800	20	36,00	11,30
CZ 41795 H	Deep Z 70 mm	2500	10	25,00	13,40

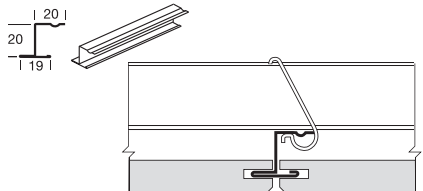


CA 5740 G	Double height Z	4000	10	40,00	24,00
-----------	-----------------	------	----	-------	-------

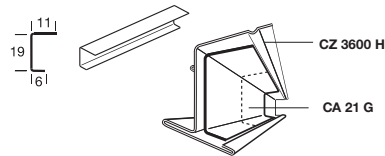


CA 5733 A	Spacer bar	600/625	50	31,20	7,00
CA 5734	Spacer bar	1200/1250	50	62,50	14,00

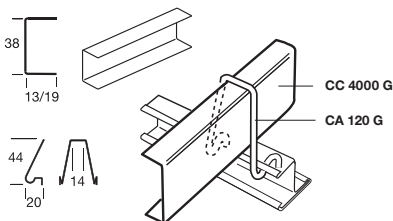
Semi-Concealed



CZ 3600 H	Z section	3600	20	72,00	22,70
-----------	-----------	------	----	-------	-------



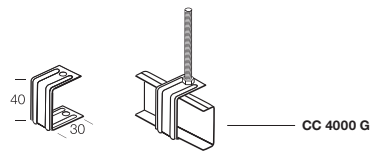
CA 21 G	Z connector	150	500	-	10,00
---------	-------------	-----	-----	---	-------



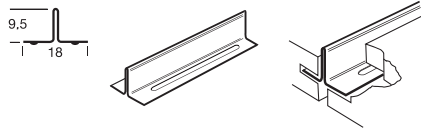
CC 4000 G	Channel 13 x 38 mm	4000	20	80,00	26,50
C 3000 G	Channel 19 x 38 mm	4000	8	32,00	23,80
CA 120 G	Preformed channel clip	-	100	-	0,50

All measurements in millimetres. All sizes are nominal.

Semi-Concealed (continued)



Item Nr.	Description	Dimensions length (mm)	Content / Carton		Weight / Carton
			pcs	lm	kg
CA 97 G	Clamp for C-channel	30	100	-	1,70



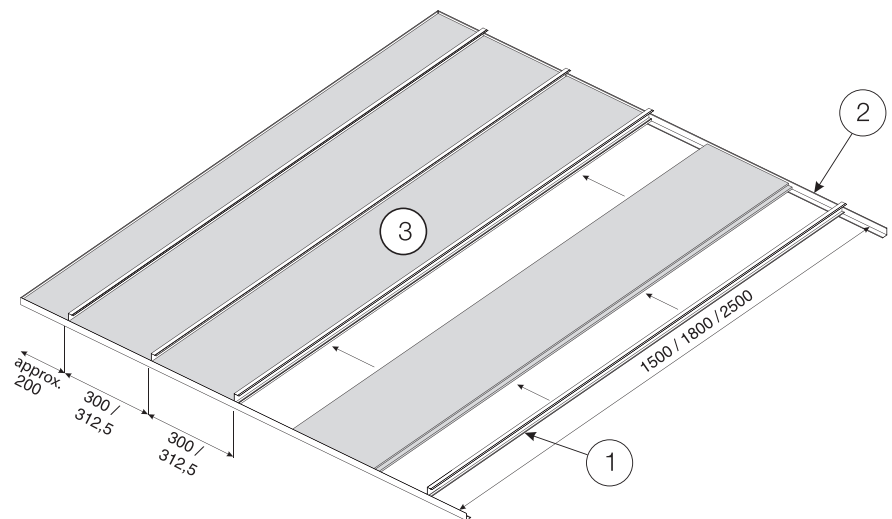
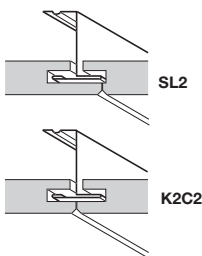
CT 600 G	Noggin tee	600	100	60	8,50
----------	------------	-----	-----	----	------



CA 5730 G	Anti-breather spline	295	200	-	3,80
-----------	----------------------	-----	-----	---	------

System Drawing

Semi-concealed SL2/K2C2
Corridor installation



3 Plank size	Supporting sections at	Quantities required per 1m ² (no waste included)		
		1		
		Z Profile CZ 41494 H	Z Profile CZ 41794 H	Z Profile CZ 41795 H
1500 x 300 / 312,5 mm	300 / 312,5 mm	3,33 / 3,20 lm	-	-
1800 x 300 / 312,5 mm	300 / 312,5 mm	-	3,33/3,20 lm	-
2500 x 300 / 312,5 mm	300 / 312,5 mm	-	-	3,33 / 3,20 lm

- 2 Perimeter trim according to circumference of room
Perimeter angles should be of thicker material when corridor wider than 1,80 m.

The chart is for general guidance only.

Availability of products may vary according to location.
Please contact our **Armstrong Technical Sales** for further details.

CENTRAL EUROPE NORTH
(DK/EE/FIN/IS/LT/LV/N/PL/S)
Armstrong Building Products B.V.
Sp. z o.o. Oddział w Polsce
Ul. Domaniewska 37
02-672 Warszawa
Poland
Tel. : (+48) 22 337 86 10 / 86 11
Fax : (+48) 22 337 86 12
e-mail : service-ce@armstrong.com

Latvia : www.armstrong.lv
Lithuania : www.armstrong.lt
Norway : www.armstrong.no
Poland : www.armstrong.pl
Sweden : www.armstrong.se