

CEILING&WALL | SYSTEMS

Between us, ideas become reality®

A large, bold, black letter 'W' is centered within a horizontal white band. The band has a subtle background pattern of concentric, slightly irregular circles, resembling wood grain or ripples. The rest of the page is a solid, warm-toned wood grain texture.

wood
ceilings

 **Armstrong®**


standard veneers



Ash (ASH)

Oak (OAK)


Red Oak (ROA)



US Cherry (CHE)

US Walnut (WAL)

custom veneers



Afronesia-Kokradua (AFR)

Alder Wood (ALW)

Aniegre (ANI)



Ayan (AYA)



Bamboo (BAM)



Birch (BIC)



Birds Eye Tree (BIR)



Chestnut Wood (CHW)



Douglas Fir (DFI)



Douka (DOU)




Fir (FIR)



Framire (FRM)




French Cherry (FCH)



Honduras Mahogany (HMA)



Iroko (IRO)



Koto (KOT)



Larch (LAR)



Limewood (LIM)



PROJECT: Newfield & Talbot Schools (UK)
ARCHITECT: HLM Design LTD

INTRODUCTION

Armstrong wood ceilings	03
Environment	04
Armstrong service	05

SEGMENTS

Office	06
Retail & Leisure	07
Transport	08
Education	09

SOLUTIONS

Concealed system	10
Vector system	12
MicroLook system	14
Board system	16

PERFORMANCES

Acoustical & other performances	18
Other design capabilities	20
Installation recommendations	22
Icons definition	23
Perforations	25



PROJECT: Northern Foods Regional Head Office (UK)
ARCHITECT: Carey Jones Architects Ltd

Armstrong Wood Ceilings

For timeless natural beauty and elegance – there's simply nothing to match it

Countless generations of building designers have turned to wood to bring richness and texture to their creations. No other material can provide the range of colours and patterns of this most natural building material. No two pieces are ever identical - every single piece is unique.

It can make a structure simple and elegant, sleek and modern, classic yet cool - skilfully used it can create exactly the ambience needed to make any space special.

Now Armstrong has harnessed the enduring beauty of wood in a range of ceiling tiles, giving you an almost endless choice of high performance linings for your building.

The Armstrong wood range – ceilings you'll look up to.

Armstrong wood ceilings – your choice

Designers are increasingly choosing Armstrong wood ceilings to provide an extra level of luxury for their buildings. In the US, wood already accounts for one in five of all Armstrong specialty ceiling installations – whilst in many other markets, our systemised wood ceilings have quickly become an established option amongst architects keen to bring quality and opulence to prestige environments.

It's not surprising when you see the benefits that Armstrong wood ceilings have to offer:

- Style and elegance for any interior
- Wide choice of real wood veneer finishes and design formats
- Meet all performance requirements
- Easy-plan, easy-fit grid system solutions
- Natural materials – solvent-free and fully recyclable at the end of life
- Engineered by Armstrong, the innovator of modern ceiling design

For looks that say something special about your interior – Armstrong Wood Ceilings have the edge.

environment



Armstrong and the environment

Armstrong takes sustainability very seriously. Like other major companies around the world, we have been investing to continually reduce the impact of our market leading ceiling products on the environment – cutting waste, removing environmentally damaging chemicals, improving the efficiency of our manufacturing processes and conserving energy and precious raw materials.

Our Wood Ceiling products are manufactured from the highest quality MDF derived from natural woods, specially selected to contain no allergic ingredients. All surface finishes are protected using solvent-free lacquers for long life.

Armstrong's Unique Service

1

Consulting and planning

Each Armstrong project begins with an in-depth, one-on-one consultation with the specifier or main contractor. Technical support and product recommendations are made once we understand the design, functionality and performance requirements of the space.

2

Engineering and production

Working to this design brief, CAD drawings bespoke to the project are created which detail aspects such as ceiling layout, views and perspectives. These details are then used to engineer a production schedule along with any specific installation instructions that may be required at this early stage. Some are best sorted sooner rather than later!

3

Logistics and installation

It doesn't matter if one project uses the same products in the same way as another. It's still unique to us and it's still unique to the specialist contractor installing our systems. That's why we provide them with a tailored logistics plan devised to maximise the benefits of JIT (Just-In-Time) implementation. Then, if they need us on site for additional guidance, we will deliver there too.

4


Maintenance and support

Our customer service doesn't end when a project is complete. Because if that project then needs adapting to some new requirements in any way or expanding, we can continue to provide fitting solutions. We partner with specialist contractors throughout the world who we rely on to help you take your project to the next stage, whether it is adaptation, expansion, repair or basic maintenance.

Welcome to our playing fields

office


For some clients, image is everything – whether to reflect the nature of the business, attract staff or impress customers and other visitors. Working with Armstrong Wood Ceilings, boardrooms, executive offices, reception areas and key office areas are simply transformed to create exactly the acoustic environment and visual effect needed for a truly prestige interior.



PROJECT: Interventure (USA)
ARCHITECT: RBSD Architects, New York, NY

retail & leisure

In shops and retail environments style is everything. Natural wood ceilings make a statement. They help to define spaces and create warmth and ambience, as well as controlling noise levels for a superior shopping experience.



PROJECT: Wellnes Park Laško (SI)
ARCHITECT: Studio Rebeka d.o.o.

transport

Airports can be stressful places. Frequent flyers access executive airport lounges to escape the crowds and enjoy peace and quietness before take off.

The beautiful Armstrong Wood selection creates a relaxing surrounding, providing a world-class experience for every visitor.



Transport hub, lounge area.

education

Intelligibility and concentration are acoustical performance demands that teachers need today, to improve their working conditions as well as their student's.

Armstrong Wood Ceiling satisfies all the sound and design criteria of diverse spaces in classrooms, libraries and other school rooms.



PROJECT: Clongowes College (IE)
ARCHITECT: Mola Architecture



CONCEALED SYSTEM

When you need to create a clean seamless appearance using standard panels and grid, Armstrong Wood Concealed is the system for you. Standard Concealed Wood panels are simply fixed directly to our Main Runner and Cross-T grid using special T-bar hooks to give a monolithic appearance while enjoying all of the speed and engineering benefits of our normal grid suspension.

BENEFITS

- Clean monolithic appearance
- Multiple layout options
- Large panel sizes (up to 2400mm)
- Safe and secure downward accessibility
- Narrow 6 mm reveal, plus edge banding

APPLICATION AREA


Larger ceiling expanses where a monolithic appearance is preferred

PRODUCT: Wood Veneer US Cherry, perforation Rg 8013, Concealed, 1800 x 600 mm



CONCEALED SYSTEM


STANDARD VENEERS



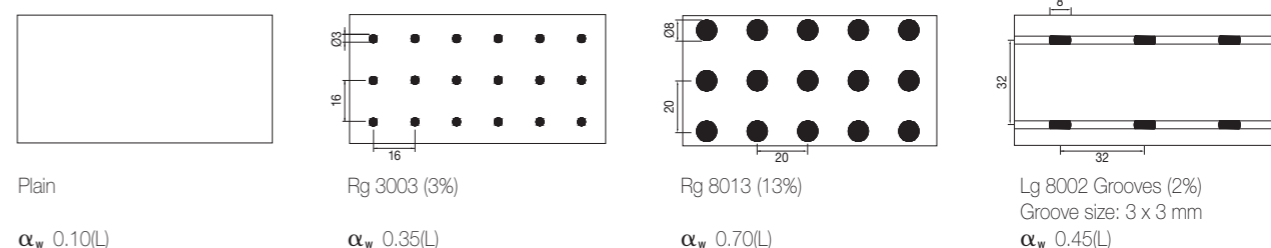
All Veneers have a matt finish. Variation between wood veneer panels may occur due to the natural characteristics of the wood and grain.

Custom veneers available.

MODULES



PERFORATIONS AND ACOUSTICS



RANGE

Perforations	Dimensions	Suspension System: Prelude 24 XL ² /TLX
Plain	600 x 1200 x 17 mm	CS 5145 M
Plain	600 x 1800 x 17 mm	CS 5146 M
Plain	600 x 2400 x 17 mm	CS 5147 M
Rg 3003	600 x 1200 x 17 mm	CS 5148 M
Rg 3003	600 x 1800 x 17 mm	CS 5149 M
Rg 3003	600 x 2400 x 17 mm	CS 5150 M
Rg 8013	600 x 1200 x 17 mm	CS 5151 M
Rg 8013	600 x 1800 x 17 mm	CS 5152 M
Rg 8013	600 x 2400 x 17 mm	CS 5153 M
Lg 8002 Grooves	600 x 1200 x 17 mm	CS 5154 M
Lg 8002 Grooves	600 x 1800 x 17 mm	CS 5155 M
Lg 8002 Grooves	600 x 2400 x 17 mm	CS 5156 M



EEA Euroclass B-s2, d0

EN 13501-1



$\lambda = 0.12 \text{ W/m K}$

EN 12667 & ISO 8301



$\leq 70 \% \text{ RH}$



$\approx 14 \text{ kg/m}^2$


Full Acoustical performances Page 18

Light Reflectance Page 19

Please contact Armstrong Technical Sales for further details.

VECTOR SYSTEM

STANDARD VENEERS



Ash (ASH) Oak (OAK) Red Oak (ROA) US Cherry (CHE) US Walnut (WAL)

All Veneers have a matt finish.
Variation between wood veneer panels may occur due to the natural characteristics of the wood and grain.

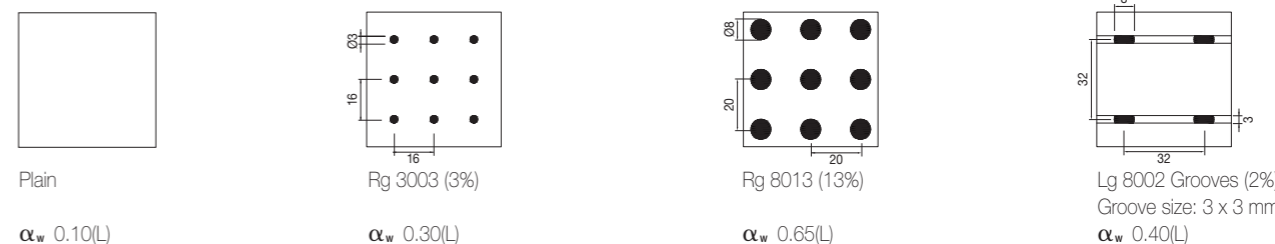
Custom veneers available.

MODULES



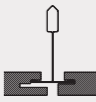
Custom sizes available on request.

PERFORATIONS AND ACOUSTICS



Plain α_w 0.10(L)
Rg 3003 (3%) α_w 0.30(L)
Rg 8013 (13%) α_w 0.65(L)
Lg 8002 Grooves (2%) Groove size: 3 x 3 mm α_w 0.40(L)

RANGE

Perforations	Dimensions	Suspension System: Prelude 24 XL ²
		 Vector
Plain	600 x 600 x 13 mm	CS 4994 M
Plain	600 x 1200 x 13 mm	CS 4996 M
Plain	300 x 1200 x 13 mm	CS 4995 M
Rg 3003	600 x 600 x 13 mm	CS 4997 M
Rg 3003	600 x 1200 x 13 mm	CS 4999 M
Rg 3003	300 x 1200 x 13 mm	CS 4998 M
Rg 8013	600 x 600 x 13 mm	CS 5000 M
Rg 8013	600 x 1200 x 13 mm	CS 5002 M
Rg 8013	300 x 1200 x 13 mm	CS 5001 M
Lg 8002 Grooves	600 x 600 x 13 mm	CS 5003 M
Lg 8002 Grooves	600 x 1200 x 13 mm	CS 5005 M
Lg 8002 Grooves	300 x 1200 x 13 mm	CS 5004 M



VECTOR SYSTEM

BENEFITS

- Narrow 6 mm reveal that gives a sleek monolithic look
- Distinctive ceiling finishing
- Available in planks, for a modern aesthetic solution
- Different panel sizes can be integrated in the same ceiling space, for a true flexible ceiling solution

APPLICATION AREA

Used in a variety of ceiling areas: entrance halls, lounge areas, executive office suites, meeting and conference rooms

PRODUCT: Wood Veneer Ash, Perforation Rg 3003, Vector, 600 x 600 mm



Full Acoustical performances Page 18
Light Reflectance Page 19

Please contact Armstrong Technical Sales for further details.




MICROLOOK SYSTEM

BENEFITS

- Easy to install and access for service
- Flexible designs: mix and match panel sizes
- Range of prestige real wood veneer or durable and economical laminated finishes

APPLICATION AREA

Used in a variety of ceiling areas: from reception areas to retail stores and designer boutiques




PRODUCT: Wood Veneer Oak, Plain, MicroLook, 1200 x 300 mm



MICROLOOK SYSTEM

STANDARD VENEERS



All Veneers have a matt finish. Variation between wood veneer panels may occur due to the natural characteristics of the wood and grain. **Custom veneers available.**

LAMINATES



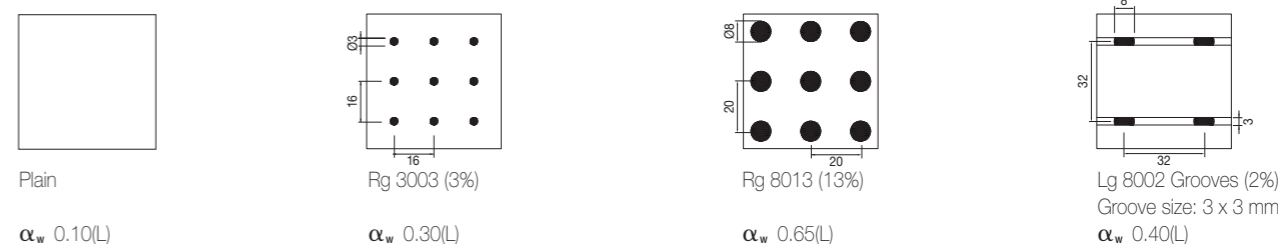
Curly Maple and Pear Laminates have a semi-matt finish and the Canadian Maple Laminate has an extra-matt finish.

MODULES



Custom sizes available on request.

PERFORATIONS AND ACOUSTICS



RANGE

Perforations	Dimensions	Suspension System: Prelude 15TL - Prelude 15 XL ² - Interlude - Silhouette*
Laminates		MicroLook 8
Plain	600 x 600 x 12 mm	CS 9774 M
Veneers		
Plain	600 x 600 x 13 mm	CS 5006 M
Plain	600 x 1200 x 13 mm	CS 5008 M
Plain	300 x 1200 x 13 mm	CS 5007 M
Rg 3003	600 x 600 x 13 mm	CS 5009 M
Rg 3003	600 x 1200 x 13 mm	CS 5011 M
Rg 3003	300 x 1200 x 13 mm	CS 5010 M
Rg 8013	600 x 600 x 13 mm	CS 5012 M
Rg 8013	600 x 1200 x 13 mm	CS 5014 M
Rg 8013	300 x 1200 x 13 mm	CS 5013 M
Lg 8002 Grooves	600 x 600 x 13 mm	CS 5015 M
Lg 8002 Grooves	600 x 1200 x 13 mm	CS 5017 M
Lg 8002 Grooves	300 x 1200 x 13 mm	CS 5016 M

* For 600 x 600 mm module



EEA Euroclass B-s2, d0

EN 13501-1



Laminates
 $\lambda = 0.18$ W/m K
Veneers
 $\lambda = 0.12$ W/m K

EN 12667 & ISO 8301



≤70 % RH



Laminates
≈ 10 kg/m²
Veneers
≈ 10.5 kg/m²

Full Acoustical performances Page 18


Light Reflectance Page 19

Please contact Armstrong Technical Sales for further details.



BOARD SYSTEM

STANDARD VENEERS



Ash (ASH) Oak (OAK) Red Oak (ROA) US Cherry (CHE) US Walnut (WAL)

All Veneers have a matt finish.
Variation between wood veneer panels may occur due to the natural characteristics of the wood and grain.

Custom veneers available.

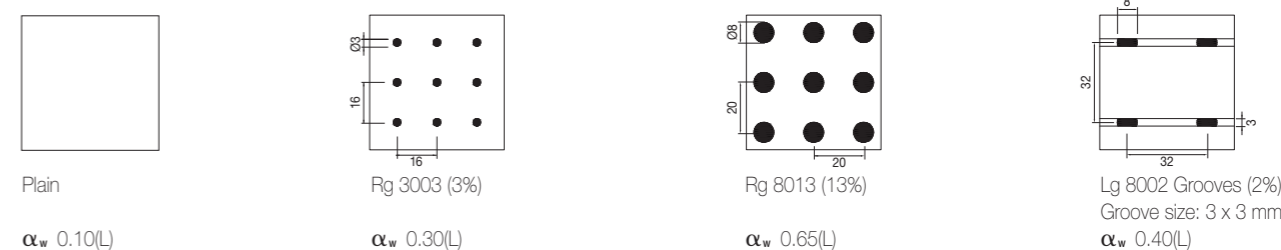
MODULES



600 x 600 mm 600 x 1200 mm 300 x 1200 mm

Custom sizes available on request.

PERFORATIONS AND ACOUSTICS



Plain α_w 0.10(L)
Rg 3003 (3%) α_w 0.30(L)
Rg 8013 (13%) α_w 0.65(L)
Lg 8002 Grooves (2%) Groove size: 3 x 3 mm α_w 0.40(L)

RANGE

Perforations	Dimensions	Suspension System: Prelude 24 TLX
		 Board
Plain	600 x 600 x 13 mm	CS 4982 M
Plain	600 x 1200 x 13 mm	CS 4984 M
Plain	300 x 1200 x 13 mm	CS 4983 M
Rg 3003	600 x 600 x 13 mm	CS 4985 M
Rg 3003	600 x 1200 x 13 mm	CS 4987 M
Rg 3003	300 x 1200 x 13 mm	CS 4986 M
Rg 8013	600 x 600 x 13 mm	CS 4988 M
Rg 8013	600 x 1200 x 13 mm	CS 4990 M
Rg 8013	300 x 1200 x 13 mm	CS 4989 M
Lg 8002 Grooves	600 x 600 x 13 mm	CS 4991 M
Lg 8002 Grooves	600 x 1200 x 13 mm	CS 4993 M
Lg 8002 Grooves	300 x 1200 x 13 mm	CS 4992 M

BOARD SYSTEM

BENEFITS

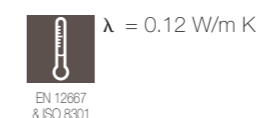
- Wide range of prestige real wood veneer
- Easy to install and access for service
- Flexible designs: mix and match panel size

APPLICATION AREA

Used in a variety of ceiling areas: from reception areas to halls in leisure centres



PRODUCT: Wood Veneer Red Oak, Perforations Rg 8013, Board, 1200 x 600 mm



Full Acoustical performances Page 18

Light Reflectance Page 19

Please contact Armstrong Technical Sales for further details.

PERFORMANCES


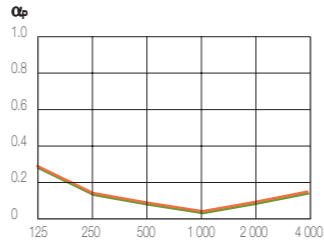

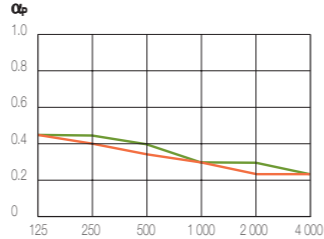

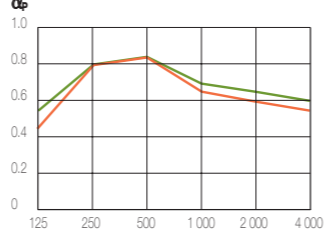
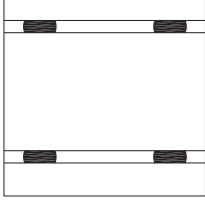
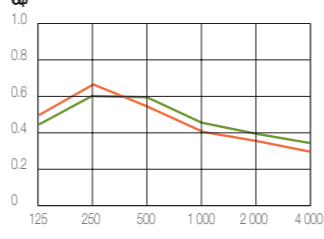
ACOUSTICAL PERFORMANCES



SOUND ABSORPTION

Is the control of reflected sound, provided by the suspended ceiling, within a space.

EN ISO 354 & EN ISO 11654

	α_w	NRC	125	250	500	1000	2000	4000	Hz	Octave Band centre frequency (Hz)
Veneers Plain  <ul style="list-style-type: none"> Standard Concealed 	0.10(L)	0.10	0.30	0.15	0.10	0.05	0.10	0.15	α_p	
	0.10(L)	0.10	0.30	0.15	0.10	0.05	0.10	0.15	α_p	
Veneers Rg 3003 (3%)  <ul style="list-style-type: none"> Standard Concealed 	0.30(L)	0.35	0.45	0.40	0.35	0.25	0.25	α_p		
	0.35(L)	0.35	0.45	0.45	0.40	0.30	0.30	0.25		α_p
Veneers Rg 8013 (13%)  <ul style="list-style-type: none"> Standard Concealed 	0.65(L)	0.70	0.45	0.80	0.85	0.65	0.60	0.55	α_p	
	0.70(L)	0.75	0.55	0.80	0.85	0.70	0.65	0.60	α_p	
Veneers Lg 8002 Grooves (2%)  <ul style="list-style-type: none"> Standard Concealed 	0.40(L)	0.50	0.50	0.65	0.55	0.40	0.35	0.30	α_p	
	0.45(L)	0.50	0.45	0.60	0.60	0.45	0.40	0.35	α_p	

Sound Absorption Class = up to Class C



SOUND ATTENUATION

Is the control of horizontal sound transmission through a suspended ceiling and common void located above adjacent spaces.

EN ISO 10848-2 & EN ISO 717-1

These attenuation values are not valid for Concealed Wood.

	D_{nfw}
Veneers Plain	41 dB
Veneers Rg 3003 (3%)	35 dB
Veneers Rg 8013 (13%)	22 dB
Veneers Lg 8002 Grooves (2%)	29 dB



LIGHT REFLECTANCE

EN ISO 7742-2 & 3

Veneers	Plain	Perforated Rg 3003	Perforated Rg 8013	Perforated Lg 8002
Ash	57%	54%	49%	54%
Oak	30%	30%	26%	30%
Red Oak	34%	33%	30%	33%
US Cherry	29%	28%	23%	28%
US Walnut	14%	14%	12%	16%

Laminates*	Plain
Curly Maple	72%
Pear	31%
Canadian Maple	53%


*Only available for MicroLook 8 Wood Laminate.

The light reflectance values shown above are the results of testing, however, due to the natural variation in wood veneers there may be some small deviation from these published values.

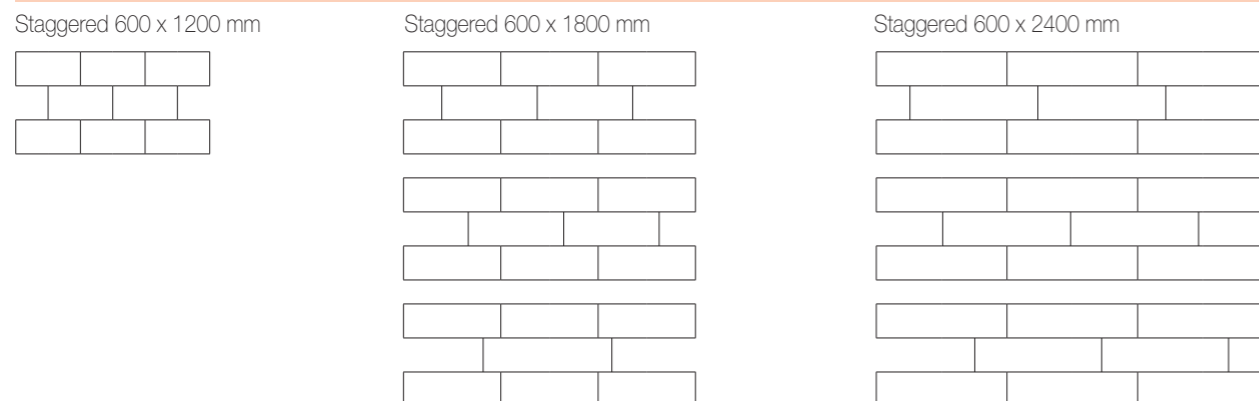
OTHER DESIGN CAPABILITIES

CONCEALED SYSTEM LAYOUTS

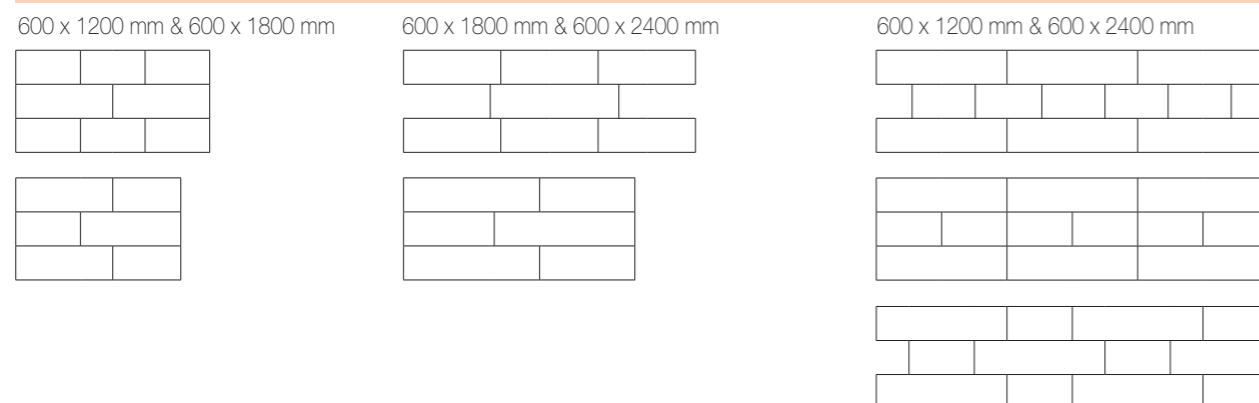
Standard layouts



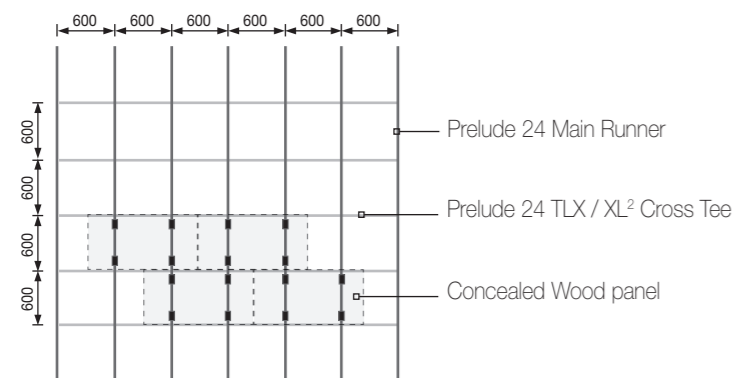
Optional layouts



Combined modules



Grid layout



Standard and optional layouts also available for other systems. Please contact Armstrong Technical Sales for further details.

WOOD EFFECTS ON METAL

Wood effects is a metal ceiling capability by Armstrong, offering architects and building owners the opportunity to combine the attractiveness and exclusivity of a natural wood surface with all the advantages of a metal ceiling.

Among the benefits of a metal wood effect product:

- Higher design flexibility with wider range of panel size and formats
- Light weight
- Can be installed in areas with higher humidity
- Keeps colour stability over time
- Cost effective perforations for wider acoustic performance
- Better fire performance
- Large range of wood effects

Please contact Armstrong Technical Sales for further details.



INSTALLATION RECOMMENDATIONS

CONDITIONS OF INSTALLATION

Wood tiles should be unpacked and stocked flat in an environment that is closed and not humid. Wood tiles should always be moved with care. Before installation, it is recommended to open the cartons and stack the tiles flat for 3 to 8 days in the room where they will be installed in order to stabilise the tiles in their future environment and conditions of use. Possible dimensional variations in a humid environment are those from typical wood-based tiles i.e. the differential between the driest and the most humid conditions can be up to 5 mm/m. The installation of Wood tiles should take place during the last phase of the job, in closed, and sometimes heated, rooms. No additional work potentially increasing the level of humidity in the room should be undertaken after the tiles are installed (concrete and plasterboards should be dry). Wood tiles should be installed in strict accordance with Armstrong installation recommendations.

INSTALLATION RECOMMENDATIONS


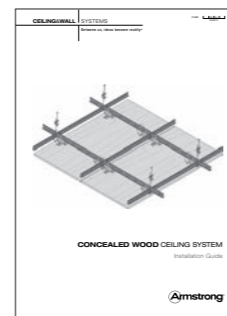
Wood Veneer ceiling tiles are made with natural wood veneers.

As they are natural products, their colour and structure regularity cannot be guaranteed. In order to obtain the best decorative effect, we advise you to follow the points below:

1. Order all wood material at the same time.
2. Display all the tiles before fitting.
3. Arrange them aesthetically with regard to their shade and grain.
4. Install the ceiling tiles accordingly.

With each order, it is recommended to allow for some extra tiles to accommodate for visual variations, as it will be very unlikely that similar looking tiles can be ordered later.

INSTALLATION GUIDE



PROJECT: Mlyny Nitra (SK)
ARCHITECT: Radovan Vranka, Pavol Kollár, Tomáš Matlák

ICONS DEFINITION



Fire reaction

National Building Regulations (where applicable) require that buildings meet the appropriate Euroclass **fire reaction** performance depending upon the area of application. Armstrong products have been tested to the harmonised European fire reaction standards and meet the minimum performance criteria.



Acoustic Performance

The occupant of a space, be it an office, a classroom, a shop, or any similar environmental needs:

- Intelligibility – to hear and to be understood
- Confidentiality – to not be overheard
- Concentration – to not be disturbed

The optimum acoustic climate will be obtained with the right combination of sound absorption and sound attenuation.



Sound Attenuation

Is the control of horizontal sound transmission through a suspended ceiling and common void located above adjacent spaces.



Sound Absorption

Is the control of reflected sound, provided by the suspended ceiling, within a space.



Humidity Resistance

Ceiling installations are facing more and more demanding humidity conditions such as fast track programmes, buildings with intermittent heating and cooling, areas with a high concentration of people, structures which are open to the exterior environment, etc.



Light Reflectance

High levels of light reflectance from suspended ceilings can contribute significantly to maintaining the correct levels of illumination for all interior environments, as well as helping to reduce excessive electrical energy consumption. Armstrong conducts extensive tests of light reflectance on a wide range of its products, in accordance with EN ISO 7742-2 and 3 (as specified in EN 13964), by third party accredited laboratories. The light reflectance values indicated on page 19 are as determined by these tests.



Thermal Conductivity

The ever increasing commitment to energy conservation, dictates that buildings should be as energy efficient as is compatible with their function, use and as specified in national building regulations. Interior building products which can form part of the external structure, such as suspended ceilings beneath a roof construction, can contribute to minimising the loss of heat to the exterior by reference to their thermal conductivity values. Armstrong conducts extensive tests of thermal conductivity on a wide range of its products, in accordance with EN 12667 (as specified in EN 13964) and ISO 8301, by third party accredited laboratories. The thermal conductivity values indicated on each product data page are as determined by these tests.

WESTERN EUROPE

Belgium & Luxembourg

Armstrong Building Products B.V.
Bureaux Commerciaux Belgique
Postbus 3803
4800 DV Breda
Nederland
Tel.: (+32) 02 223 00 72
Fax: (+31) 076 521 04 07
e-mail: benelux-info@armstrong.com
www.armstrong-plafonds.be

Germany & Switzerland

Armstrong Building Products
Kundenservice
Office Building Quadrium
Claudius Prinsenlaan 126
4818 CP Breda
Niederlande
Tel.: (+49) 0251 7603 210
Fax: (+49) 0251 7603 593
e-mail: deutsche-info@armstrong.com
www.armstrong-decken.de
www.armstrong-decken.at
www.armstrong.ch

Armstrong Metalldecken AG
Breitfeldstrasse 8
9015 St. Gallen
Switzerland
Tel.: +41 (0) 71 313 63 63
Fax: +41 (0) 71 313 64 00

Zentralschweiz
Armstrong Metalldecken AG
Büro / Lager Zentralschweiz
Grossweid 9
CH-6026 Rain
Tel.: +41 (0) 41 921 63 63
Fax: +41 (0) 41 921 63 80

Suisse Romande
Armstrong Plafonds Métalliques SA
Bureau Suisse Romande
3, rue Gustave-Monynier
CH-1202 Genève
Tel.: +41 (0) 22 731 60 70
Fax: +41 (0) 22 731 60 74

Austria

Armstrong Metalldecken GmbH
Bundesstrasse 70
A-6830 Rankweil
Tel.: +43 (0) 55 22 34 44-0
Fax: +43 (0) 55 22 34 44-8

Armstrong Metalldecken GmbH
Messendorferstrasse 6
A-8041 Graz
Tel.: +43 (0) 31 64 71 584
Fax: +43 (0) 31 64 71 584-10

Spain & Portugal

Armstrong Building Products
Oficina de ventas España
C/ Caléndula, 95 – Miniparc II
Edificio "M" – Planta 1ª
Urb. El Soto de la Moraleja
28109 – Alcobendas Madrid
Tel.: (+34) 91 352 53 17
Fax: (+34) 91 350 20 15
e-mail: info-espana@armstrong.com
www.armstrong.es/techos

France & French Speaking Africa

Armstrong Building Products SAS
Bureaux Commerciaux France
Immeuble Paryseine
3 Allée de la Seine
94854 Ivry-sur-Seine
Tel.: 0800 41 36 43
Fax: (+33) 1 45 21 04 11
e-mail: info-france@armstrong.com
www.armstrong.fr/plafonds

Siège social
Armstrong Building Products SAS
67 rue de Salins – CS 20089
25302 Pontarlier Cedex
France

Italy & Greece

Armstrong Building Products
Ufficio Commerciale Italia
Immeuble Paryseine
3 Allée de la Seine
94854 Ivry-sur-Seine
Francia
Tel.: (+39) 02 66 22 76 50
Fax: (+39) 02 66 20 14 27
e-mail: info-italia@armstrong.com
www.armstrong-soffitti.it
www.armstrong.eu

Netherlands

Armstrong Building Products B.V.
Verkoopkantoor Nederland
Postbus 3803
4800 DV Breda
Nederland
Tel.: (+31) 076 523 02 00
Fax: (+31) 076 521 04 07
e-mail: benelux-info@armstrong.com
www.armstrong.nl/plafonds

United Kingdom

Armstrong World Industries Ltd
Building Products Division
Armstrong House
38 Market Square
Uxbridge UB8 1NG
Tel.: 0800 371849
Fax: (+44) 1895 274287
e-mail: sales-support@armstrong.com
www.armstrong-ceilings.co.uk

Republic of Ireland

Armstrong World Industries Ltd.
108 Greenlea Road
Terenure
Co Dublin 6W
Ireland
Tel.: 1800 409002
Tel.: (+353) 1 499 1701
Fax: (+353) 1 490 7061
e-mail: sales-support@armstrong.com
www.armstrong-ceilings.ie

CENTRAL EUROPE NORTH

(DK/EE/FIN/IS/LT/LV/N/PL/S)

Armstrong Building Products BV
Sp. z o.o. Oddział w Polsce
ul. Domaniewska 37
02-672 Warszawa
Poland
Tel.: (+48) 22 337 86 10/ 86 11
Fax: (+48) 22 337 86 12
e-mail: service-ce@armstrong.com
Latvia: www.armstrong.lv
Lithuania: www.armstrong.lt
Norway: www.armstrong.no
Poland: www.armstrong.pl
Sweden: www.armstrong.se

CENTRAL EUROPE SOUTH

(AL/BA/BG/CZ/HR/HU/KO/MD/ME/MK/RO/RS/SK/SI)

Armstrong Building Products
Lighthouse building,
Jankovcova 1569/2c,
170 00 Praha 7,
Czech Republic
Tel. : +420 234 700 543
e-mail: service-ce@armstrong.com
Czech Republic: www.armstrong.cz
Hungary: www.armstrong.co.hu
Romania: www.armstrong.ro
Serbia: www.armstrong.rs
Slovakia: www.armstrong.sk
Slovenia: www.armstrong.si

EASTERN EUROPE

CIS

Armstrong Moscow GmbH
Park Place, office E502
113/1, Leninsky Prospekt
Moscow 117198
Russia
Tel.: (+7) 495 956 5100
Fax: (+7) 495 956 5101
e-mail: info-cis@armstrong.com
Russian Federation: www.armstrong.ru

MIDDLE EAST / AFRICA / TURKEY

Armstrong World Industries Ltd Africa Middle East Turkey Division

Armstrong House
38 Market Square
Uxbridge UB8 1NG
Tel.: (+44) 01895 202097
Fax: (+44) 01895 272928
e-mail: sales-support@armstrong.com
www.armstrong.eu
Israel: www.armstrong.co.il
South Africa: www.armstrong-ceilings.co.za

Dubai | United Arab Emirates

Armstrong World Industries JLT
Office No. 2003, 20th Floor
Gold Crest Executive Tower
Jumeirah Lakes Towers
P.O. Box 73831
Dubai, U.A.E.
info-me@armstrong.com
www.armstrong.ae

Türkiye

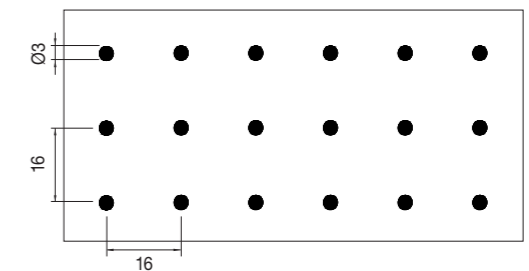
Armstrong Europa GmbH
Türkiye Satış Temsilciliği
Sarıyer-İstanbul
Türkiye
Gsm: +90 533 367 54 89
Fax: +90 212 257 44 78
www.armstrong.com.tr
cbalci@armstrong.com

ARMSTRONG ATELIER
www.armstrong-atelier.eu

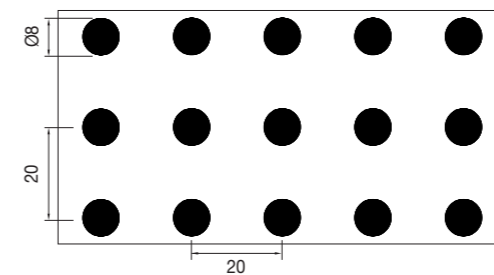
perforations



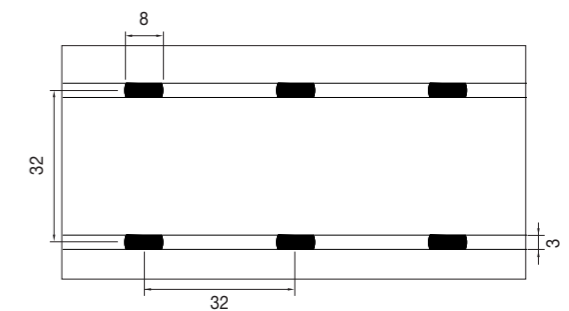
Plain



Rg 3003 (3% open area)




Rg 8013 (13% open area)




Lg 8002 Grooves (2% open area)
Groove size: 3 x 3 mm

Custom perforations available on request.

custom veneers




Mahogany (MAH)




Natural Beech (NBE)



Olive Ash (OAS)



Padouk (PAD)



Pear (PEA)



Pine (PIN)



Pippy Oak (POA)



Plane Tree (PLA)




Poplar (POR)




Red Pear (RPE)




Rift Cut Oak (RIO)



Sapele (SAP)




Steamed Beech (SBE)



Sycamore (SYC)




US Elm (ELM)




US Maple (MAP)

If an alternative veneer is required, please contact Armstrong Technical Sales.

laminates



Curly Maple (CM)



Pear (PH)



Canadian Maple (MD)



08/2013 - Copyright: Studio Vu, E-model Armstrong, Simon Miles, Sandro Lendler, Graham Tooby
PAS1304 - Armstrong Building Products - RCS Besançon B 784 131 575 Printed on free chlorine paper.

www.armstrong.eu

Advisory note

All photographic and design elements supplied in this brochure do not necessarily reflect any recommendation by any of the companies named in this brochure as to the proper use or recommended methods of installation of suspended ceilings and are supplied only as informative material. For technical reasons in printing, differences may appear between colours printed in this brochure and the actual product. The choice of colours should always be made from a sample of the product. All statements and technical information contained in this brochure, or any publication of the companies named in this brochure, relating to Armstrong ceilings are based on results obtained under laboratory test conditions. **It is the responsibility of the user to verify with the seller of the products in writing that such statements and information are appropriate to the specific use intended.** Sales of the products and liability of the selling companies are in accordance with the terms and conditions of sale of the selling company. All product specifications are subject to modifications without prior notice.

The Armstrong logo, consisting of the word 'Armstrong' in a bold, sans-serif font, with a registered trademark symbol (®) to its upper right. The logo is enclosed within a circular border.